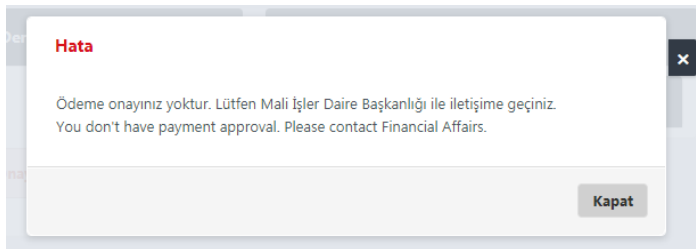
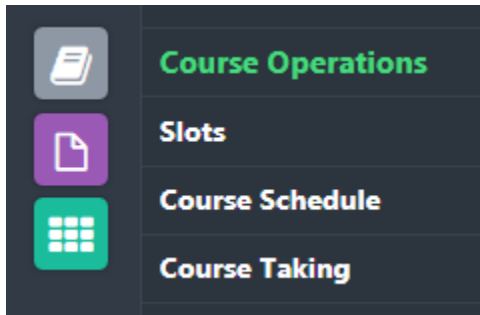


STUDENT COURSE SELECTION INFORMATION GUIDE

- Course registration for the 2020-2021 Spring semester will start on the Student Information System (www.ois.fbu.edu.tr) as of at 12:.00 on Saturday, February 13, 2021. You must make your course selections on the system on the relevant dates.
- If you receive the following warning when you log in to the system, you need to contact the Financial Affairs Directorate.



- To select the courses, you should click on the Course Taking field under the Course Operations menu.



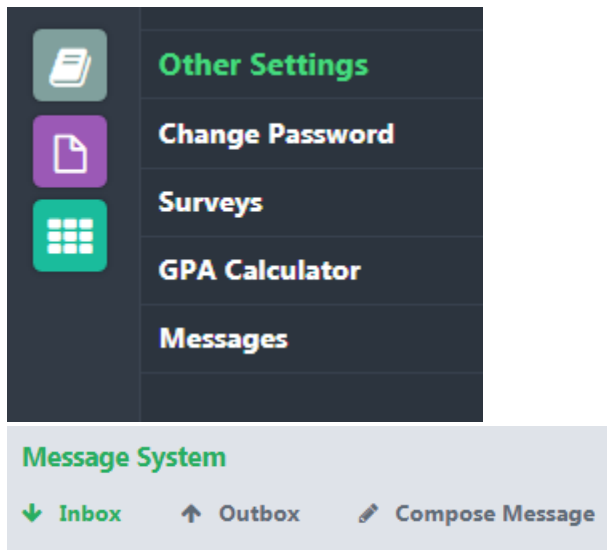
Rules to be Considered in Course Selection

- When choosing a course, you must first choose the courses in the lower classes you have taken but failed (FF / VF) or the lower courses which are never taken before.
- Students who have to repeat the courses in the previous semesters could take these courses together with the courses they have to take in the current semester they enroll. However, the total ECTS value of the previous courses that students can take should be 45 at most in each semester.
- To be able to choose a course from a higher grade, your GPA should be at least 3.00 and the total ECTS value of the courses from higher grade should be at most 45 in each semester.
- If there is a conflict in the weekly course hours of the lectures you enrolled for the first time, failed or have to repeat due to absenteeism, you can follow them asynchronously.
- In order to take the courses with prerequisite, you must successfully complete the prerequisite course first.

- After completing your course selection on the system, you must send it to your advisor for the approval. You can see whether your course selection is approved / not approved by your advisor on the course selection screen.

Consultant Approval Status: approved

- If your advisor is not defined on the system or if you see a different advisor name than the one you are affiliated with in your system, you can contact the faculty secretariat. Advisor assignments are made by the Program / Department Presidency.
- If you want to ask questions and send a message to your advisor about your course selection, you can send a message to your advisor via the Write Message tab in the Messages field under the Other Settings menu.



- Course descriptions are determined by your faculty. If you receive a warning that "This course is not opened for your department", you should contact your advisor.
- The quotas of the courses are determined by your faculty. If you are warned about the course quota, you should contact your advisor.